

Naming children in three generations of Turkish migrants in The Netherlands

Gerrit Bloothoof & Lindi Boeije
 Institute for Language Sciences
 Utrecht University, The Netherlands

contact: g.bloothoof@uu.nl
 www.gerritbloothoof.nl > publicaties

given names as an expression of identity

- language
- culture
- religion
- social economic group

what choices are being made for names of children when all these factors are under stress after migration?

how do parental choices change over time (generations)

Utrecht University
 Migrationsonomastik 2025

labour migration from Turkey to The Netherlands since 1964

The Netherlands
 136.000
 Turkey

Utrecht University
 Migrationsonomastik 2025

origin of Turkish migrants

>3000 per province
 1000-3000 per province

Istanbul
 Ankara
 Armenians
 Kurds

Utrecht University
 Migrationsonomastik 2025

from > to

Turkey
 Altaic language
 Islamic religion
 highly rural

The Netherlands
 Indo-European language
 Christian religion
 highly urban

Utrecht University

acculturation in given name choices

name from culture of origin	segregation
name from host country	assimilation
name known in both cultures	integration
name unknown in both cultures	marginalisation

Berry (1997) applied by Becker (2009) on given names


Utrecht University
 Migrationsonomastik 2025

some motives of parents

'My grandparents lived in a small village in the mountains, their view of the world was far more limited than mine. I get to know new, modern names much easier and I am more open to them than they were'

'Even when you are not practicing your faith, it is part of the culture to choose an Islamic name'

'I wish to give my children a Turkish name, because that represents our roots. If you don't know where you come from, you don't know who you are'


Migrationsonomastik 2025
7

Dutch given name data

from the civil registration

full population in 2017 (17 million)
with Dutch nationality

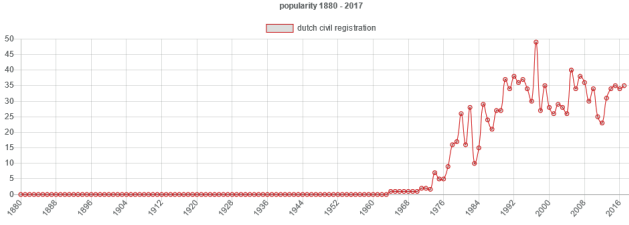
- given names
- country and place of birth
- id of parents > generations


Migrationsonomastik 2025
8

online view of name popularity


www.meertens.knaw.nl/nvb

Popularity of 'Deniz' as initial name for men

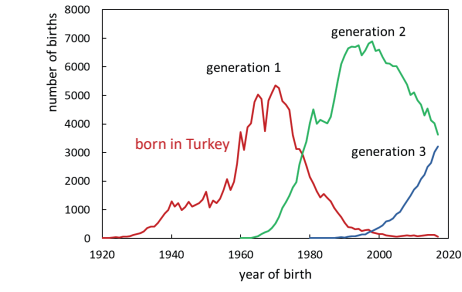


Download


The first name Deniz is also known from name-bearers born in Turkey, Germany.


Migrationsonomastik 2025
9

annual birth rate of (descendants of) Turkish migrants by generation



generation	total
1	136,052
2	225,367
3	29,454


Migrationsonomastik 2025
10


complexity of generation

definition by Statistics Netherlands

Generation 1	Generation 2	Generation 3
<i>born in Turkey</i>	<i>born in the Netherlands</i>	<i>born in the Netherlands</i>
came as adult	both parents generation 1	both parents generation 2
came with parents	one parent generation 1 and one parent generation 2	one parent generation 2 and one parent non-Turkish
	one parent generation 1 and one parent non-Turkish	one parent generation 2 and one parent non-Turkish
total	total	total
106,583	162,244	14,000
29,469	39,176	15,454
136,052	225,367	29,454

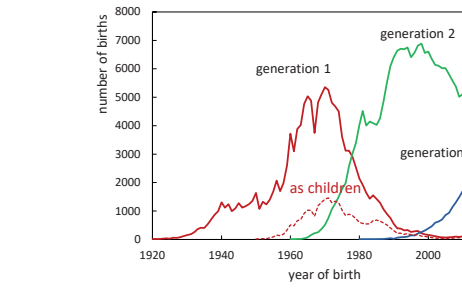
most migrants came as single male adults, or (later) as female brides


but also as families with children


Migrationsonomastik 2025
11

migrant children in generation 1 (born in Turkey)

generation 1 children grew up in The Netherlands, as did generation 2





Migrationsonomastik 2025
12

complexity of generation

definition by Statistics Netherlands

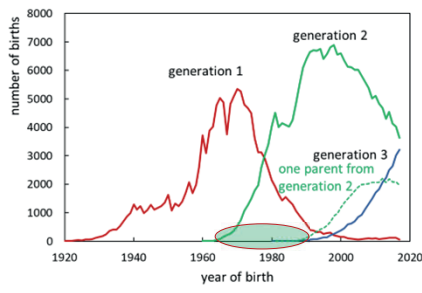
Generation 1 <i>born in Turkey</i>		Generation 2 <i>born in the Netherlands</i>		Generation 3 <i>born in the Netherlands</i>	
came as adult	106,583	both parents generation 1	162,244	both parents generation 2	14,000
came with parents	29,469	one parent generation 1 and one parent generation 2	39,176	one parent generation 2 and one parent non-Turkish	15,454
total	136,052	total	225,367	total	29,454


some children with a parent from the same generation or from intermarriage

 Migrationsonomastik 2025 13

mixed generation 2

generation 2 with one parent from generation 2




 Migrationsonomastik 2025 14

complexity of generation

definition by Statistics Netherlands

Generation 1 <i>born in Turkey</i>		Generation 2 <i>born in the Netherlands</i>		Generation 3 <i>born in the Netherlands</i>	
came as adult	106,583	both parents generation 1	162,244	both parents generation 2	14,000
came with parents	29,469	one parent generation 1 and one parent generation 2	39,176	one parent generation 2 and one parent non-Turkish	15,454
total	136,052	total	225,367	total	29,454

many children in generation 3 from an intermarriage

 Migrationsonomastik 2025 15

given name data from Turkey

annual ranked top-100 names since 1950


from the Turkish Statistical Institute

question:
is there an influence of Turkish culture (family) on migrants' name choices

 Migrationsonomastik 2025 16


first generation (born in Turkey)

Females			Males		
rank	Turkey 1960	Netherlands First generation	rank	Turkey 1960	Netherlands First generation
1	Fatma	Fatma 2855	1	Mehmet	Mehmet 4052
2	Ayşe	Ayşe 1935	2	Mustafa	Mustafa 2890
3	Emine	Hatice 1824	3	Ahmet	Ali 2589
4	Hatice	Emine 1610	4	Ali	Ahmet 2165
5	Zeynep	Zeynep 799	5	Hüseyin	Hasan 1575
6	Sevim	Meryem 670	6	Hasan	Hüseyin 1250
7	Meryem	Fadime 574	7	İsmail	Murat 1105
8	Aysel	Hülya 531	8	İbrahim	İbrahim 1096
9	Sultan	Sevim 509	9	Ramazan	İsmail 966
10	Fadime	Leyla 499	10	Osman	Ramazan 909
11	Şerife	Sultan 491	11	Recep	Osman 868
12	Haife	Aysel 471	12	Yasar	Yusuf 854
13	Hawa	Filiz 456	13	Yusuf	Ömer 739
14	Ayten	Aynur 437	14	Süleyman	Halil 692
15	Kadriye	Şerife 415	15	Ömer	Süleyman 634
16	Zeliha	Elif 413	16	Halil	Metin 543
17	Aynur	Selma 395	17	Abdullah	Abdullah 525
18	Cemile	Sevgi 388	18	Kemal	Orhan 465
19	Hacer	Songül 384	19	Cemal	Kemal 453
20	Leyla	Ayten 378	20	Metin	Mahmut 437

 Migrationsonomastik 2025 17

second generation

Females			Males		
rank	Turkey 2000	Netherlands Second generation	rank	Turkey 2000	Netherlands Second generation
1	Zeynep	Elif 1722	1	Mehmet	Mehmet 2691
2	Merve	Fatma 1605	2	Mustafa	Muhammed 2471
3	Fatma	Zeynep 1578	3	Ahmet	Mustafa 2424
4	Elif	Merve 1367	4	Yusuf	Ali 2039
5	Büşra	Ayşe 1341	5	Emre	Ahmet 1819
6	Esra	Esra 1221	6	Furkan	Yusuf 1640
7	Ayşe	Hatice 1108	7	İbrahim	Ömer 1574
8	Kübra	Emine 942	8	Ali	Emre 1548
9	Emine	Zehra 872	9	Ömer	Murat 1389
10	Hatice	Ebru 851	10	Hüseyin	Fatih 1273
11	İrem	Meryem 826	11	Murat	Burak 1118
12	Rabia	Esmâ 757	12	Burak	Mert 1102
13	Zehra	Kübra 745	13	Enes	İbrahim 1060
14	Gamze	Yasemin 731	14	Mert	Hasan 1035
15	Aleyna	Aleyna 684	15	Hasan	Furkan 1029
16	Beza	Dilara 683	16	Ramazan	Hakan 947
17	Gizem	Derya 683	17	Batuhan	Hüseyin 857
18	Melike	Beza 683	18	İsmail	Yasın 850
19	Özlem	Özlem 681	19	Oğuzhan	Enes 812
20	Hilal	Azra 668	20	Muhammed	Arda 741

 Migrationsonomastik 2025 18

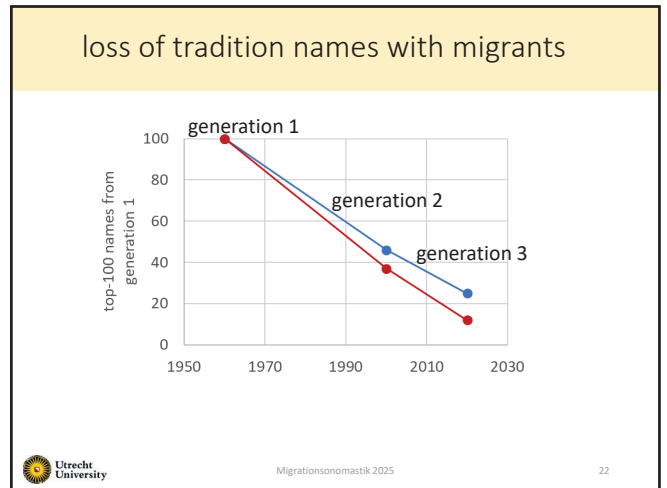

third generation

Females			Males		
rank	Turkey 2020	Netherlands Third generation	rank	Turkey 2020	Netherlands Third generation
1	Zeynep	Elif 366	1	Yusuf	Emir 275
2	Elif	Nisa 183	2	Miraç	Mert 213
3	Defne	Sara 179	3	Eymen	Arda 208
4	Asel	Ela 176	4	Ömer Asaf	Semih 206
5	Azra	Ceylin 175	5	Ömer	Kaan 195
6	Eylül	Azra 170	6	Mustafa	Muhammed 181
7	Nehir	Aylin 161	7	Kerem	Ömer 152
8	Esem	Lina 158	8	Alparslan	Yusuf 152
9	Asya	Dilara 134	9	Hamza	Mehmet 144
10	Ecrin	Esila 132	10	Ali	Miraç 134
11	Zümra	Ceyda 124	11	Ali Asaf	Emre 131
12	Meryem	Sena 117	12	Ahmet	Mikail 124
13	Ebrar	Aleyna 114	13	Mehmet	Eray 116
14	Miray	Zeynep 111	14	Muhammed Ali	Ali 114
15	Zehra	Selin 106	15	Muhammed	Cem 99
16	Hiranur	Ilayda 103	16	Ayaz	Ahmet 98
17	Ela	Lara 103	17	Aras	Mustafa 96
18	Nisa	Meyra 100	18	Emir	Ensar 95
19	Öykü	Elisa 99	19	Çinar	Hamza 95
20	Duru	Esmâ 93	20	Miran	Kerem 95

tradition and fashion

question:
how do name choices change over generations (or time)?

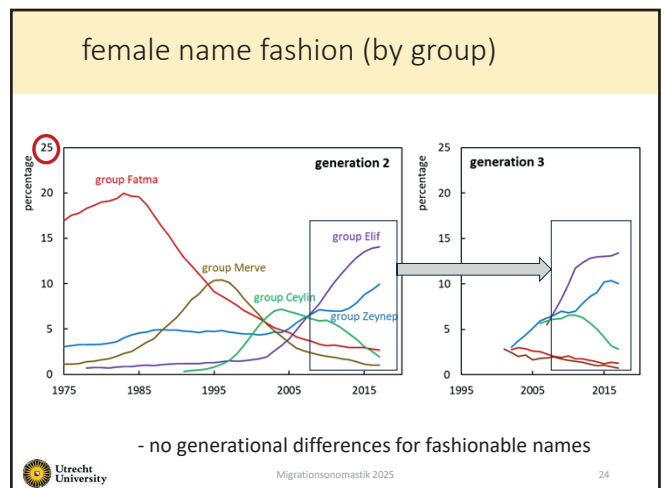
tradition: no change
fashion: own choices

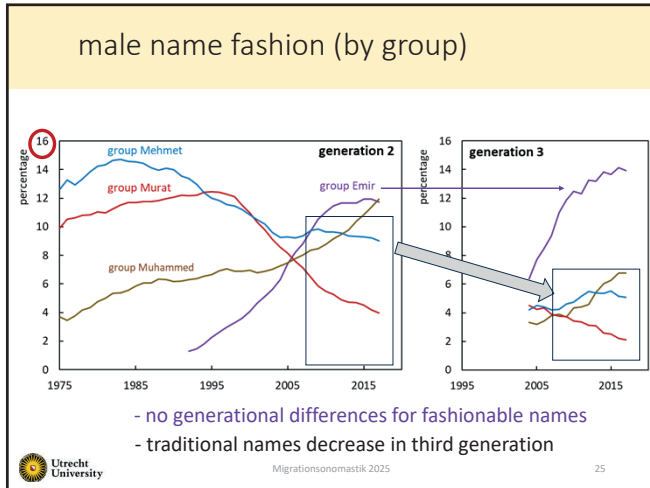


fashion

- fashion shows both in Turkey and with migrants
- but with different choices

	top-100 agreement	females	males
generation 1	Turkey 1960 & 1980	74	75
generation 2	Turkey 2000	62	71
generation 3	Turkey 2020	41	54





(inter)marriage

parents	generation 1	generation 2	generation 3
	%	%	%
Turkish-Turkish	100.0	89.4	47.1
Turkish-Dutch		7.5	37.4
Turkish-other		3.1	15.5

Utrecht University Migrationsonomastik 2025 26

choices by name origin

	Turkish-Turkish parents					
	generation 1		generation 2		generation 3	
	female	male	female	male	female	male
Turkish	97.9	94.2	94.1	93.9	83.0	92.6
Arabic	0.5	5.4	0.7	4.0	1.6	3.7
European	0.6	0.4	5.2	2.1	15.6	3.7

Utrecht University Migrationsonomastik 2025 27

choices by name origin in intermarriages

	Turkish-Dutch parents				Turkish-other parents			
	mother Dutch		father Dutch		mother other		father other	
	female	male	female	male	female	male	female	male
Turkish	56.6	64.7	36.6	38.3	64.8	72.8	55.7	60.0
Arabic	1.8	3.2	2.0	2.7	2.3	5.4	3.6	7.7
European	41.6	32.1	61.4	59.0	32.9	21.8	41.7	32.3

Utrecht University Migrationsonomastik 2025 28

name choices with a Dutch father

	father Dutch	
	males	females
1	Deniz	Lara
2	Kaan	Dilara
3	Mert	Melissa
4	Milan	Esra
5	Dennis	Aylin
6	Cem	Sara
7	Emir	Elif
8	Kaya	Melisa
9	Can	Selin
10	Arda	Ella
11	Mikail	Aleyna
12	Sem	Azra
13	Emre	Kayra
14	Noah	Ilayda
15	Ferdi	Elisa
16	Eray	Mira
17	Semih	Lina
18	Kevin	Nisa
19	Jayden	Ceyda
20	Rayan	Lisa

Utrecht University Migrationsonomastik 2025 29

- ### concerns of parents
- characters: *q, w* and *x* may not appear in a Turkish name
 - but can be part of a Kurdish name
 - loss of diacritics not used in Dutch
 - ş i Aise > Aise İbrahim > İbrahim*
 - choice for a double name
 - to accommodate cultural differences (in intermarriage)
 - anticipating negative reactions on ethnic names
 - phonetic similarity: *Dennis /denis/* versus *Deniz /deniz/*
- Utrecht University ANS conference 2022 30

to sum up (1)

name fashion wins from tradition

- time is dominant over generation
- migrants tend to deviate from fashion in Turkey

to sum up (2)

Turkish-Turkish parents

- little acculturation in naming: **separation**
 - passing on Turkish identity, Islamic names
 - girls in generation 3: 16% 'European' names

to sum up (3)

Turkish-Dutch/other parents (intermarriage)

- over 50% children in generation 3
- acculturation in naming: **integration**
 - 'European' names at large
 - typical Dutch names are rare
- dominance of Dutch father
- use of double names to accommodate both families

